

### Ole's nye automobil

The image shows two staves of music in G major (one sharp) and 4/4 time. The first staff contains the melody with fingerings (4, 4, 4, 4, 4, 4, 4, 4, 4, 4, 5, 5, 5) and directions (Blæs/Sug) indicated by green/red arrows. The second staff shows a continuation of the melody with similar fingerings and directions.

**Blæs**


**Sug**

**4 = Hul nummer**

Ole: mobilpay **2728 1852**  
 Harley Benton 30 kr (incl 8 kr rabat)  
 Lee Oskar 150 kr (incl 100 kr rabat)

#### Toneme i en D-Bluesharpe

	1	2	3	4	5	6	7	8	9	10
<b>Blæs</b>	D	F#	A	D	F#	A	D	F#	A	D
<b>Sug</b>	E	A	C#	E	G	H	C#	E	G	H
<b>Vrid</b>	E <sup>b</sup>	A <sup>b</sup>	C	E <sup>b</sup>	G <sup>b</sup>	B <sup>b</sup>	C	E <sup>b</sup>	G <sup>b</sup>	B <sup>b</sup>



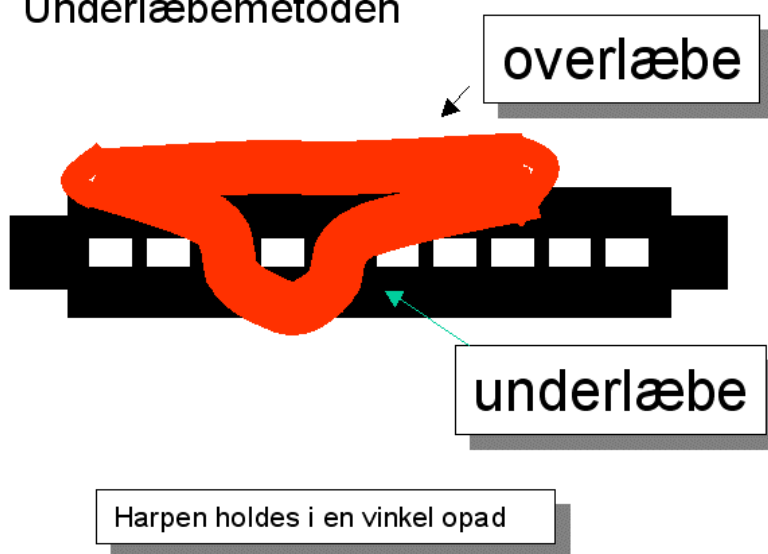
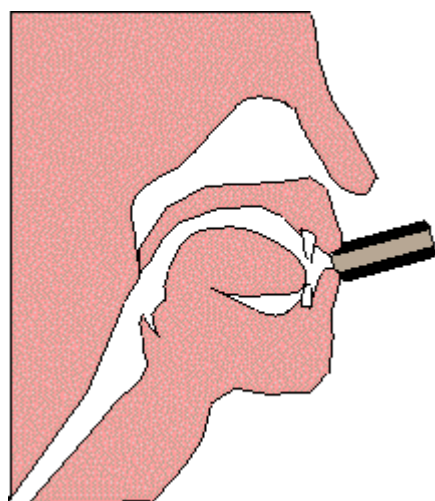
## Simpel blues 12 takter

1a	A <sup>7</sup>	2	A <sup>7</sup>	3	A <sup>7</sup>	4	A <sup>7</sup>
5	D <sup>7</sup>	6	D <sup>7</sup>	7	A <sup>7</sup>	8	A <sup>7</sup>
9	E <sup>7</sup>	10	E <sup>7</sup>	11	A <sup>7</sup>	12	B <sup>m7</sup> E <sup>7</sup>

## Normal simpel 12-takts blues

1a	A <sup>7</sup>	2	D <sup>7</sup>	3	A <sup>7</sup>	4	A <sup>7</sup>
5	D <sup>7</sup>	6	D <sup>7</sup>	7	A <sup>7</sup>	8	A <sup>7</sup>
9	E <sup>7</sup>	10	D <sup>7</sup>	11	A <sup>7</sup>	12	B <sup>m7</sup> E <sup>7</sup>

## Underlæbemethoden



<https://harpe.oleviolin.com/> "Oles øver"

<https://mundharpe.oleviolin.com/>

Læs beskrivelsen!! Det er muligt at sætte hastigheden op/ned, og lave "loops"

Den "hemmelige side"

<https://sonnyboy.oleviolin.com/>

Bruger: dit eget fornavn plus et tilfældigt tal

password: **sonnyboywilliamson**



Whah-wha effekten: Lav et hulrum rundt om mundharpen som om du skulle bære vand. Åbn og luk med højre hånd.

